


How to register an account on Recycling@800Super APP

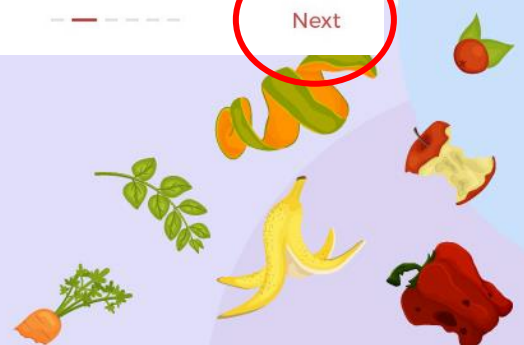
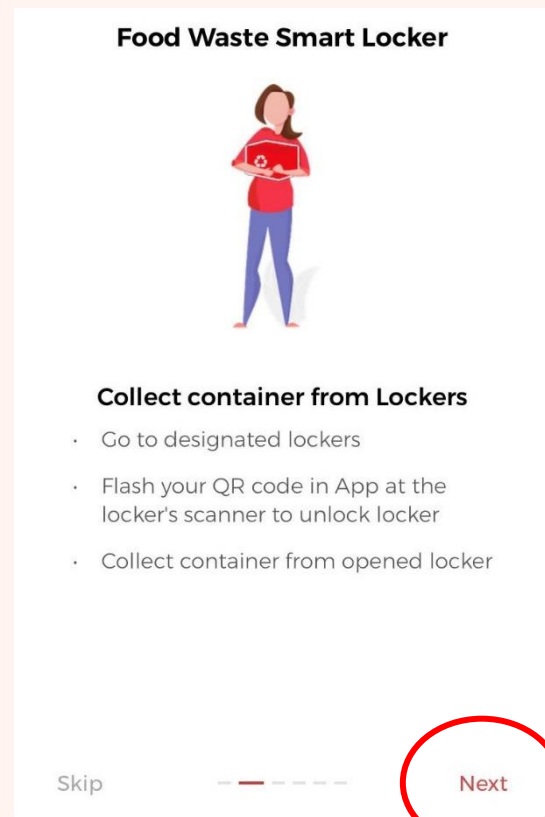
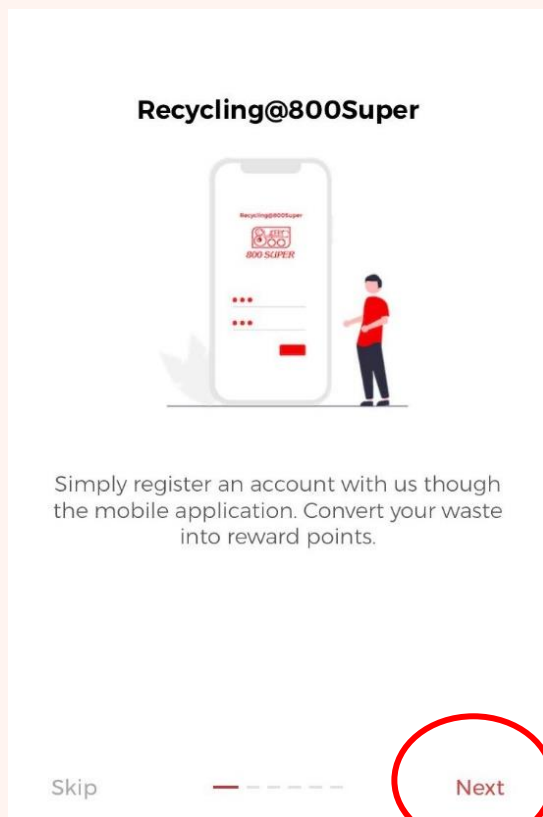
Step 1:

Download the APP from Google Play / App Store



Step 2:

Read and follow the instruction on your phone screen, press **“Next”** when you’re done reading.



Step 2:

Read and follow the instruction on your phone screen, press **"Next"** when you're done reading.

Food Waste Smart Locker



Deposit Food Wastes

- Deposit food wastes into container
- Bring your container to our designated lockers
- Flash your QR code in App at the locker's scanner
- Place container at weighing scale and press confirm
- Swap with clean container from opened locker

Skip

Next

Food Waste Smart Locker



First Collection / Deposit of Contain...

Please be reminded that the locker must be closed to complete the transaction.

Skip

Next

Smart Bin



Deposit Recyclable Wastes

- Materials that can be recycled are Aluminium, Old Clothes, Glass, Metal Cans, Paper & Plastic
- Bring your waste to designated Smart Bin
- Flash your QR code in App at the Smart Bin's scanner
- Deposit your waste into the bin with the correct categorization
- Complete the deposit by pressing the End Deposit button at the Screen

Skip

Next



Participate and get rewarded

Once you hit 1000 reward points, we will initiate the redemption process and you'll receive an email on the steps to claim the e-vouchers.


Sign Up

Login

Step 3:

Sign up an account with your mobile number, email address and choose halal or non-halal.

Recycling@800Super



Mobile Number

6-digit Pin

[Forgot Pin?](#)

Login

Don't have an account? **Sign up now**

Signup

1 2 3

Account Information

Mobile Number

6-digit Pin

Name

Email

Halal / Non-Halal

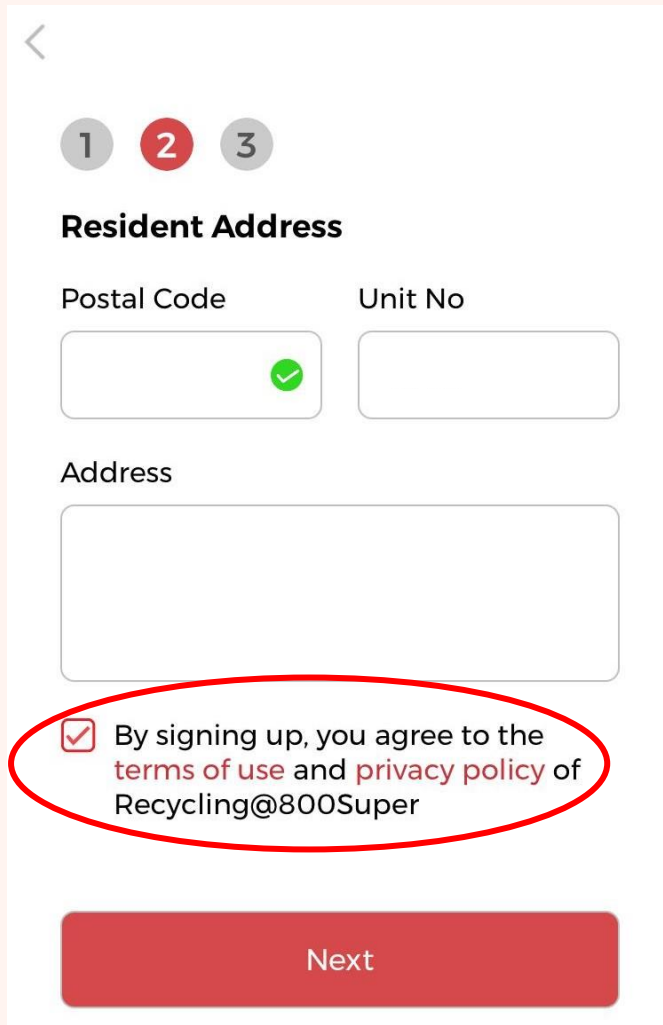
☐ Halal ☐ Non-Halal

Next



Step 4:

Key in your address and remember to accept the **terms of use and privacy policy**.



<

1 2 3

Resident Address

Postal Code Unit No

Address

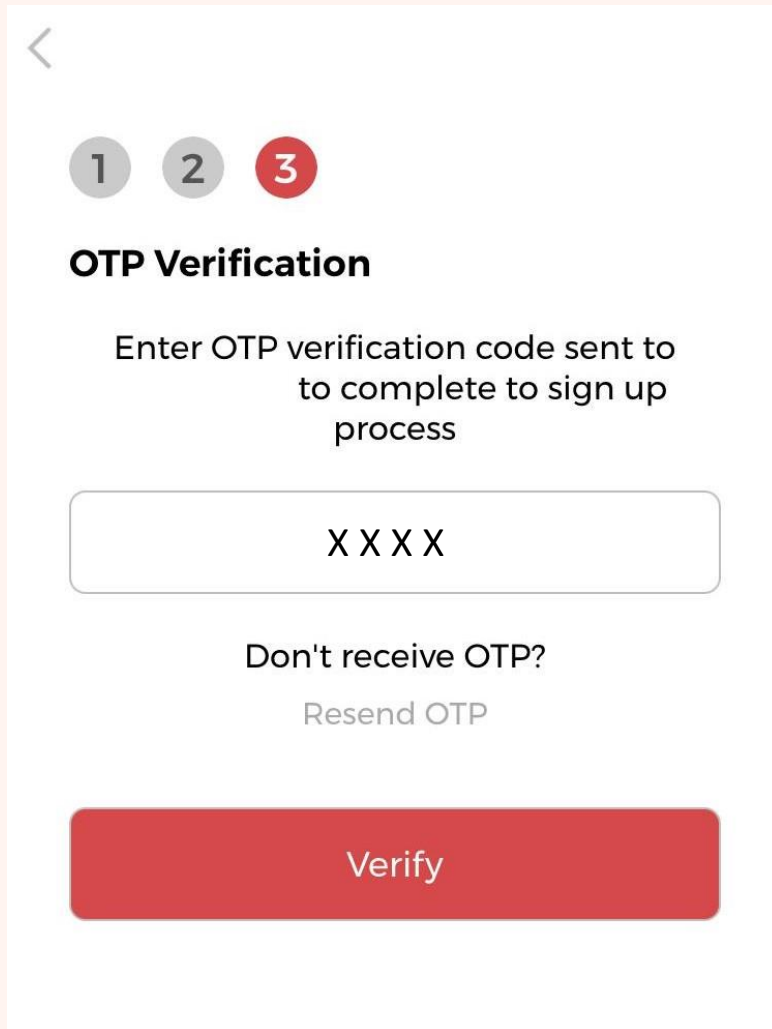
☒ By signing up, you agree to the **terms of use and privacy policy** of Recycling@800Super

Next



Step 5:

Enter the **OTP verification code** that sent to your mobile number for completion.



The image shows a mobile app screen for OTP verification. At the top left is a back arrow. Below it are three numbered circles: 1, 2, and 3. Circle 3 is red and highlighted. The title "OTP Verification" is in bold. Below the title is the instruction "Enter OTP verification code sent to to complete to sign up process". A text input field contains "X X X X". Below the field is the text "Don't receive OTP?" with a link "Resend OTP" underneath. At the bottom is a large red button labeled "Verify".

<

1 2 3

OTP Verification

Enter OTP verification code sent to to complete to sign up process

X X X X

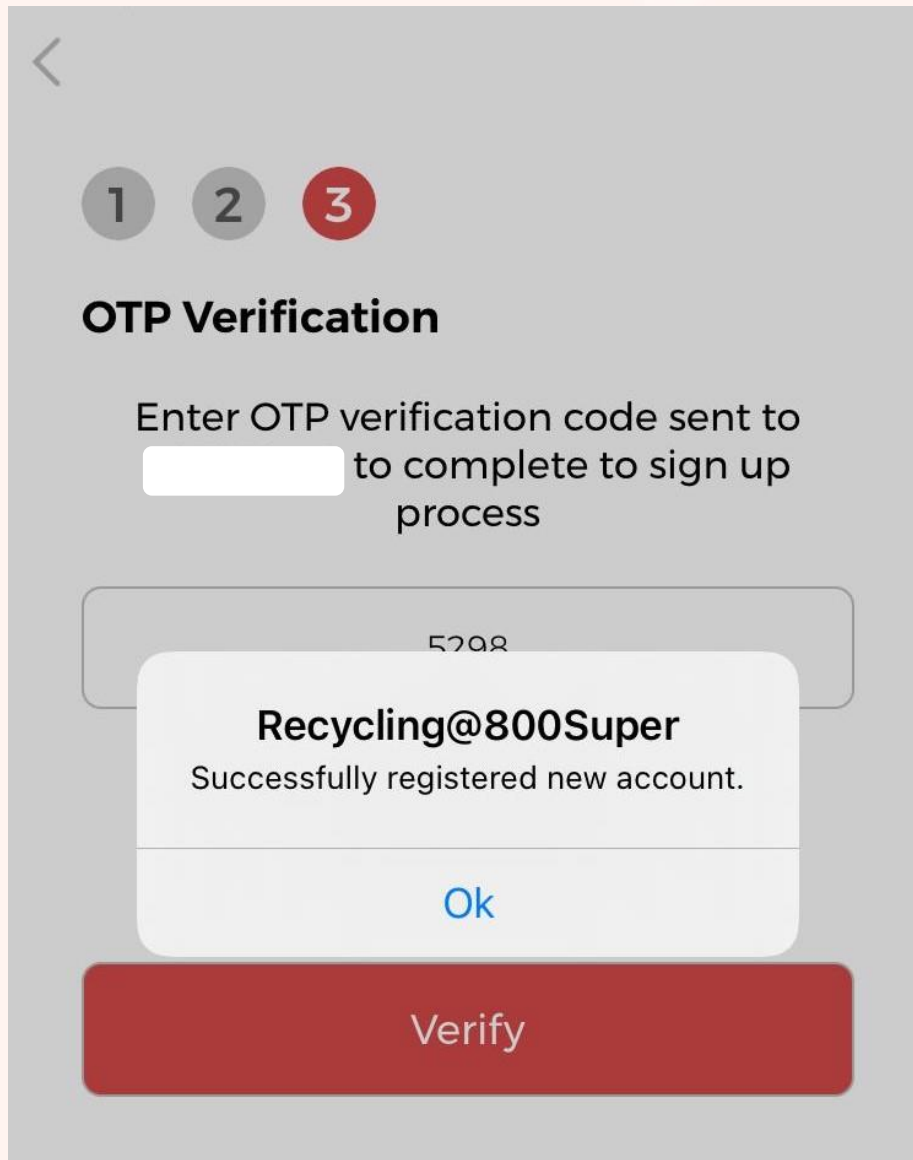
Don't receive OTP?
Resend OTP

Verify



Step 6:

Your account will create **successfully** after OTP verified.



The image shows a mobile app interface for OTP verification. At the top, there are three circular indicators numbered 1, 2, and 3, with the third indicator highlighted in red. Below this is the title "OTP Verification". The main text reads "Enter OTP verification code sent to [redacted] to complete to sign up process". A modal dialog box is centered on the screen, displaying the email address "Recycling@800Super" and the message "Successfully registered new account." with an "Ok" button. At the bottom of the screen is a large red button labeled "Verify".

<

1 2 3

OTP Verification

Enter OTP verification code sent to [redacted] to complete to sign up process

5292

Recycling@800Super
Successfully registered new account.

Ok

Verify



Account successfully created and you're ready to do recycling!

